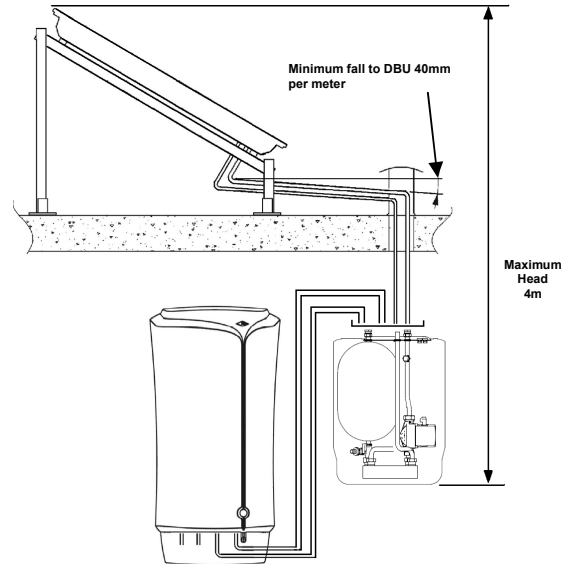


## Supplementary Instructions for Alpha Universal Drain Back Unit

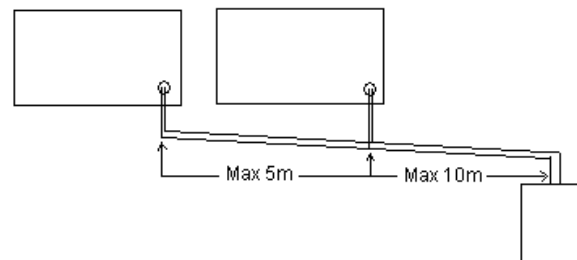
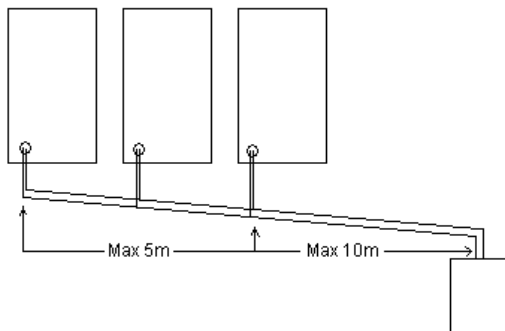
The new Alpha Universal Drain Back Unit is compatible with the SolarSmart 90 with one or two collector systems and SolarSmart 150 with two or three collector systems. These instructions must be used in conjunction with the main SolarSmart installation instructions supplied with the cylinder.

Drain Back Unit (DBU)		Dimensions:	
<b>DHW Circuit:</b>		Height	572mm
Flow connection	15mm	Width	430mm
Return connection	15mm	Depth	266mm
Max working pressure	8bar	Weight filled	18.8Kg
<b>Collector Circuit:</b>		Mounting angle from horizontal	55° - 90°
Flow connection	15mm	<b>DBU Clearances</b>	
Return connection	15mm	Top	100mm
Max working pressure	6bar	Sides	10mm
Vessel size	10.5L	Bottom	10mm
Max water volume	9.8L	Front	450mm

The DBU can be fitted in the loft space on the back of roof rafters at an angle between 55° and 90° from horizontal. With single collector installations the flexible pipes can be connected directly to the top of the DBU, all pipe work must fall back to the DBU by 40mm per meter. If the DBU is fitted in the floor below, the maximum head between the bottom of the DBU and the top of the collector must not exceed 4 meters. All joints must be made using compression fittings only and all pipe clips and insulation must be suitable for high temperature.



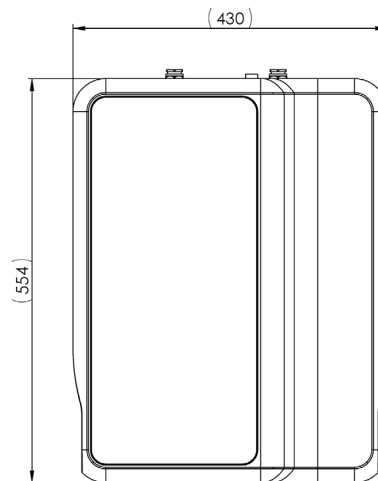
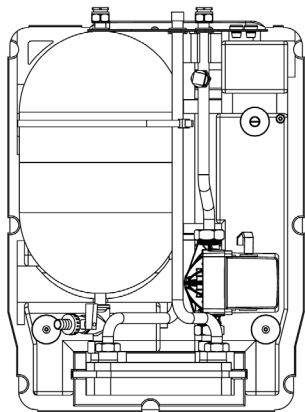
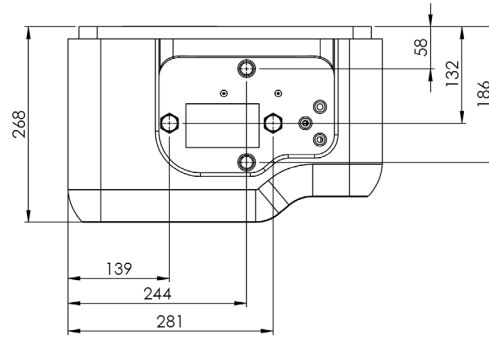
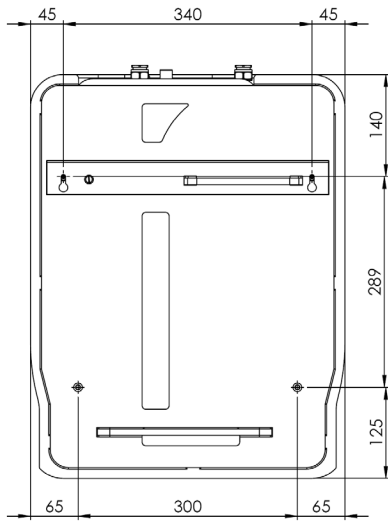
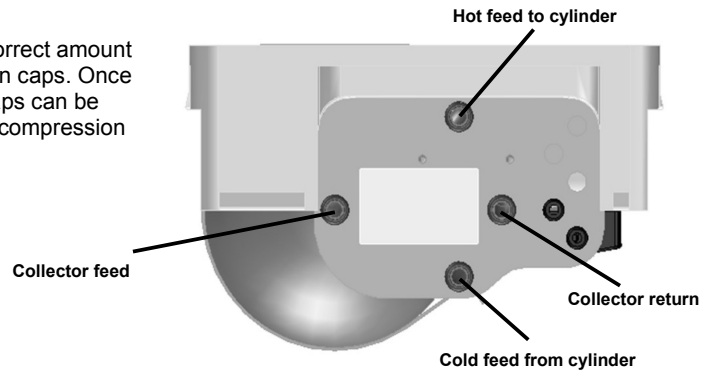
Multiple collector installations. When connecting multiple collectors the pipe work between the DBU and the first collector must not exceed 10meters, the pipe work between the first collector and the last collector must not exceed 5meters.



**Note: all pipe work must have a minimum fall of 40mm per meter from the collector(s) towards the DBU**

The DBU is supplied with an adapter to change the 12mm collector return fitting to 15mm enabling it to connect directly to the DBU or 15mm copper tube should the pipe work need extending.

The DBU is supplied pre-filled with the correct amount of water and sealed with two compression caps. Once the DBU is fitted to the wall/rafters the caps can be removed to connect the pipe work using compression fittings only.



**Alpha**  
HEATING INNOVATION

Alpha Therm Limited.  
Nepicar House, London Road, Wrotham Heath,  
Sevenoaks, Kent TN15 7RS  
Tel: 0844 871 8764  
Email: [info@alpha-innovation.co.uk](mailto:info@alpha-innovation.co.uk)  
Website: [www.alpha-innovation.co.uk](http://www.alpha-innovation.co.uk)

These instructions have been carefully prepared but we reserve the right to alter the specification at any time in the interest of product improvement.  
© Alpha Therm Limited 2011.